

Instructions to Register for the TEAS Exam

Exam Dates:

Now Through April 30th, 2023

For Fall 2023 Applicants

**YOU MAY ONLY TAKE THE TEAS EXAM ONCE PER APPLICATION PERIOD
AND TWICE OVERALL.**

The overall passing score for the TEAS Exam is 65.3%

Please note that CityTech does not proctor the TEAS Exam.

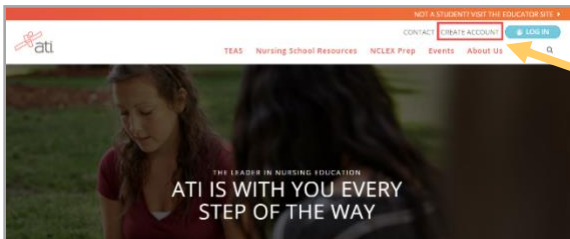
Choose the location and date most convenient for you.

****Application MUST be submitted by May 5th, 2023****

How to Create an ATI Account for TEAS at ATI instructions below:

HOW TO CREATE A NEW ATI ACCOUNT FOR TEAS AT INSTITUTION EXAMS

If you are not a current user on www.atitesting.com, you must create a new account to access the student portal to take your TEAS exam, complete the dry run for remote proctored online TEAS exams, access score reports following your TEAS exam, send transcripts, and much more.



From the atitesting.com home page, click **Create Account**.

The Sign In Info page displays.

On the Sign In Info page, enter the account information that you will use to sign in to your account or to recover your account.

You must enter valid information into all the fields on this screen before you can proceed.

If your entry is not accepted, an error message similar to the one pictured below will display.



Reenter your information. When your entry is accepted, the message will disappear.

After you have entered all your account information, click **Continue** to go to the Security Questions page.

Security Questions

Required*

Security Question 1*
What is your favorite food? ▼

Answer 1*

Security Question 2*
Please Select.. ▼

Answer 2*

Security Question 3*
Please Select.. ▼

Answer 3*

PREVIOUS Step 2 of 7 CONTINUE

On the Security Questions page, select three different security questions, one from each list and enter your answer for each. Be sure to record your questions and answers for your future reference, in case you need to recover your account or you cannot remember your password.

Click **Continue** to enter your personal information.

Personal Info

Required*

First Name* MI Last Name*

Address 1* Address 2

City* Country*
 Please Select.. ▼

State/Province* ZIP/Postal Code*
Please Select.. ▼

Mobile Phone*
🇺🇸 (nnn) nnn-nnnn

PREVIOUS Step 3 of 7 CONTINUE

On the Personal Info page, enter your contact information. The following fields are required:

- First Name
- Last Name
- Address 1
- City
- Country
- State/Province
- ZIP/Postal Code
- Mobile Phone

Click **Continue** to enter your Institution information.

Institution Info

Required*

Institution*
Please Select... ..

Student ID Credentials

PhD, RN, BSN, MSN, MS, NP, AACE

Non-degree seeking Expected Graduation Date*
MM/DD/YYYY

PREVIOUS Step 4 of 7 CONTINUE

On the Institution Info page, select an Institution where you will be applying. You will need to select one main institution even if you plan to apply to more than one school. Your institution can be updated in your student account at any time. **NOTE:** Some schools may require you to enter your school student ID that they assign.

If you do not know your future graduation date, please click the **non-degree seeking** box.

Click **Continue** to enter your Demographic Info.

Demographic Info

Which of the following describes your current gender identity?
Please Select.

Which of the following categories describe you? (Select all that apply.)

- White or European American
- Black or African American
- American Indian or Alaska Native
- Hispanic, Latino, or Spanish origin
- Asian
- Middle Eastern or North African
- Native Hawaiian or Other Pacific Islander
- Some other race, ethnicity, or origin

Birth Date* Required*

MM/DD/YYYY

What is your primary language?
Please Select.

PREVIOUS Step 5 of 7 CONTINUE

On the Demographic Info page, enter your *Gender*, *Birth Date*, *Race*, and *Primary Language* information. Only *Birth Date* is required.

Click **Continue** to go to Subscription, Updates & Notes.

Subscription, Updates & Notes

ATI does not share personal information with any third party without your permission. By creating an Account on the ATI website, you are giving ATI permission to allow the institution that has arranged for the use of ATI products the ability to view scores affiliated with that institution and the ability to look up students usernames and passwords in the event that a student forgets. We will share info with you regarding your account, as well as ATI Nursing-specific products and services, events and updates. For more details, please read ATI's [Privacy Policy](#).

Would you like to receive communications from ATI, its affiliates or partners regarding sweepstakes, discounts and other offers, market research, and relevant product updates?

Yes, I consent to ATI using and sharing my information so that I can receive such communication described above.

PREVIOUS Step 6 of 7 CONTINUE

On the Subscription, Updates & Notes page, read the Subscription, Updates & Notes information.

If you agree to allow ATI to share your information under the terms presented on this screen, select the **Yes, I consent** check box.

Click **Continue** to go to User Terms and Conditions.

User Terms and Conditions

ASSESSMENT TECHNOLOGIES INSTITUTE, LLC

TERMS AND CONDITIONS

THE TERMS AND CONDITIONS SET OUT BELOW ARE A LEGAL AGREEMENT ("AGREEMENT") BETWEEN YOU AND ASSESSMENT TECHNOLOGIES INSTITUTE, LLC ("ATI"), AND GOVERN YOUR USE OF ANY ATI PRODUCTS AND SERVICES AND RELATED MATERIALS, WHETHER DELIVERED BY SHIPMENT OR ACCESSED ONLINE, INCLUDING, BUT NOT LIMITED TO, ANY CURRICULUM, BOOKS AND EBOOKS, COURSE CONTENT, INSTRUCTIONAL AND TEST PREPARATORY MATERIALS, SURVEYS AND QUESTIONNAIRES, VIDEOS, TUTORIALS, TESTING AND ASSESSMENT MATERIALS, AND RELATED ATI RESOURCES (COLLECTIVELY REFERRED TO HEREIN AS "ATI PRODUCTS") MADE AVAILABLE TO YOU BY ATI, INCLUDING BUT NOT LIMITED TO, THROUGH ATI'S ONLINE HOSTED PLATFORM AND RELATED CUSTOMER SERVICES ("ATI SERVICES") (TOGETHER, "ATI PRODUCTS AND SERVICES"). YOU MUST AGREE TO THESE TERMS BEFORE ESTABLISHING AN ACCOUNT WITH ATI AND BEFORE YOU

I Agree. I have read and understand the ATI Terms and Conditions, and agree to be bound by all of the terms, conditions and policies described therein, including, but not limited to, the following specific consents:

I consent to the transmission and transfer of my personal information to the United States, to be processed, stored and maintained on or through ATI servers located in the United States, as described in the "Use of Data" section above; and

I consent to the collection, use and disclosure of my data, for the purposes described in the "Use of Data" section, above.

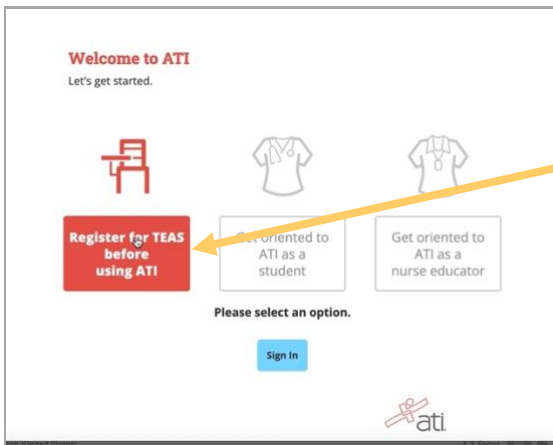
PREVIOUS Step 7 of 7 REGISTER

On the User Terms and Conditions page, read the information under User Terms and Conditions.

Then select the **Yes, I Agree** check box to acknowledge that you have read the ATI User Terms and Conditions and agree to be bound by them.

Click **Previous** if you want to change any of the information you have entered for your new account.

Click **Register** when you are finished creating your account.

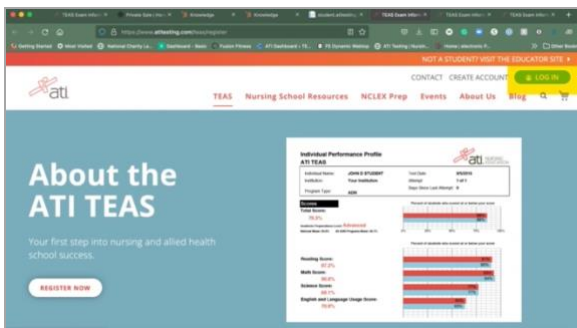


The Welcome to ATI window displays.

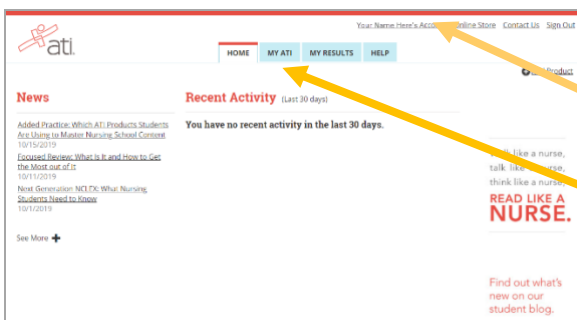
- Click **Register for TEAS** to view important information About the TEAS.
- Click **Sign In** to go directly to the student portal. (Skip the next step.)



Click **ATI (Remote Proctored by ATI)**

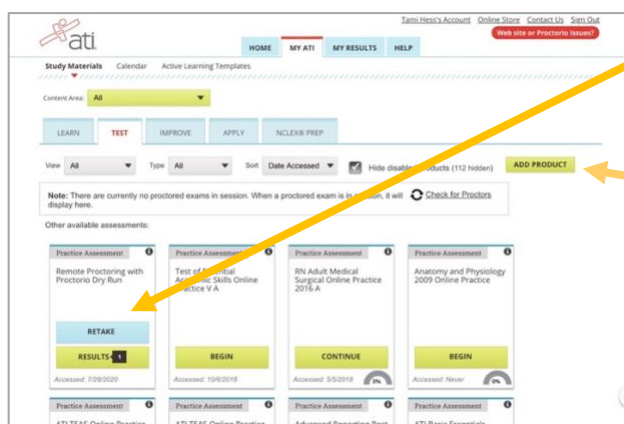


Click **Sign In** to get to your ATI Student Account



On your student home page, you can see your name in the upper right-hand corner. You can click to update any profile information here.

Click on **My ATI** to access your remote proctoring Dry Run to test your system



If you are taking TEAS Exam at ATI, you will want to complete the **DRY RUN** before exam day to make sure your system is ready to go.

NOTE – If you do not have Remote Proctoring with Proctorio Dry Run card on the Test tab, enter this Assessment ID: 17970862 Password: Demo

You will need to manually enter the assessment ID if the card doesn't automatically **display** on the Test tab.

TEAS at ATI QuickStart Guide

Follow this link for step-by-step instructions for getting started to take the TEAS at ATI exam.

<https://help.atitesting.com/how-to-take-a-remote-teas-at-ati-exam>

Official TEAS Transcripts

Your TEAS transcript that was included in your TEAS at ATI registration will be available to send to the institution of your choice following your TEAS exam in the student portal under the **MY RESULTS** tab.

[Go back to the top](#)