


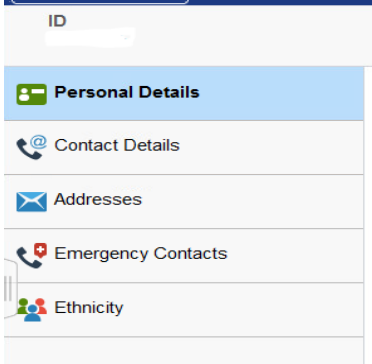





CUNYfirst Personal Information Changes

Students can view and make adjustments to some of their personal details and contact information via CUNYfirst Student Center.

Step	Action
1	Sign into CUNYfirst (https://home.cunyfirst.cuny.edu) with your CUNYfirst UserName and Password.
2	Select Student Center  
3	Select Profile 
4	 <p>Click the appropriate link to update:</p> <p><i>*Please note some details such as legal name change, SSN update, and Permanent Address cannot be updated via Self-Service as form must be submitted to the Registrar's Office.</i></p>



5	<p>Personal Details:  Personal Details</p> <p>This page shows your DOB, SSN, and Name. You are eligible to update your Preferred Name. All other changes require an official request to the Registrar's Office.</p>