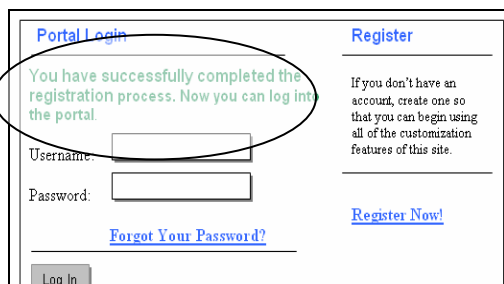
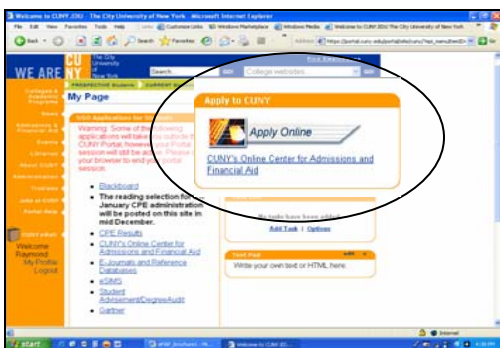


7 At the **Portal Logon** screen you will see a message stating **'You have successfully completed the registration process'**. Now you can log into the CUNY portal.

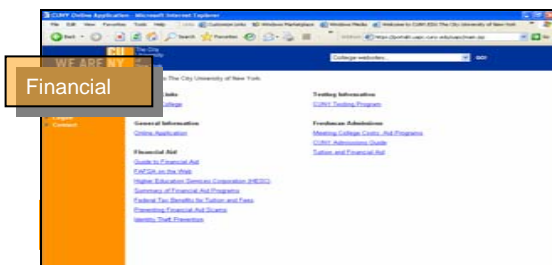


### Viewing Your Financial Aid Information

- Once you have logged on to the CUNY portal, you will be brought to the **My Page** screen as shown below.
- Click on **CUNY's Online Center for Admissions and Financial Aid** under the heading **Apply to CUNY**.



Click on **Financial Aid** to the left of the screen to expand the view to enable you to access **Student info, Application Status, Awards** and a **Financial Aid Glossary**.



### Frequently Asked Questions

#### I forgot my password. How can I reset it?

Click on the "Log-in" link on the bottom of the left menu column of any CUNY portal page. Click on the "Forgot Your Password?" link. Enter your Username where indicated. If it matches an existing account, you will be sent a new password to your registered e-mail address.

#### I forgot my username. How can I find out what it is?


Registered students should call their local campus Help Desk. Alumni and Guests can re-register with a new username, but Applicants must click on Portal Help and send an email for their username.

#### What browser works best with the CUNY portal?

The portal is best viewed using Netscape 6.x or higher, Internet Explorer 5.x or higher, with Java enabled, and a resolution of 800x600 or greater. Since there are known problems viewing the site with Netscape 4.7.x, we recommend you use a later version.

#### How do I customize my view on the CUNY portal?

To create your customized view you must register and log in. A new tab will appear in the upper right hand corner. Click on "My Page" and select one of the "edit" buttons to add or change information.



*Signing on*  
to the  
**CUNY Portal**

LOOK UP YOUR FINANCIAL AID INFORMATION

REGISTER FOR CLASSES ONLINE

ACCESS THE BLACKBOARD

FIND OUT ABOUT CUNY INFORMATION AND EVENTS

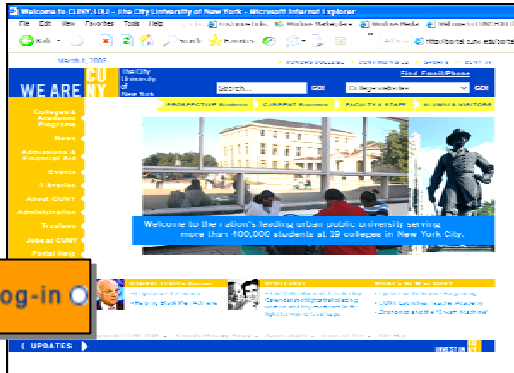


Office of Student Financial Assistance  
The City University of New York  
www.cuny.edu/financialaid

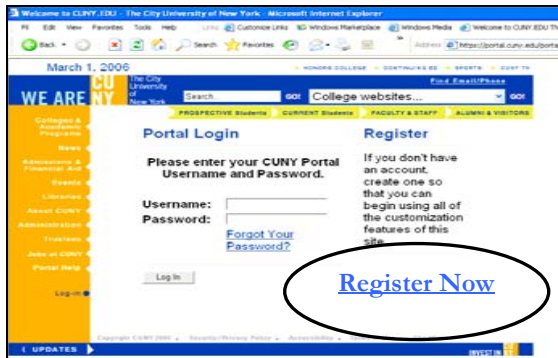
The **CUNY portal** is the gateway to your CUNY information and services. With a single sign on to the CUNY portal you will be able to register for classes, access the Blackboard etc. This booklet will explain how you could register and sign on to the CUNY portal.

## Register/Log In on the CUNY Portal

- Go to the CUNY homepage at [www.cuny.edu](http://www.cuny.edu)
  - To register on the CUNY portal or to log in after you have already registered, click on the **Log-in** link located at the bottom left side bar.



- If you have previously registered, enter your **Username** and **Password** and click on the **Log-in** button.
  - If you have never registered, select the **Register Now** link to get a username and password.

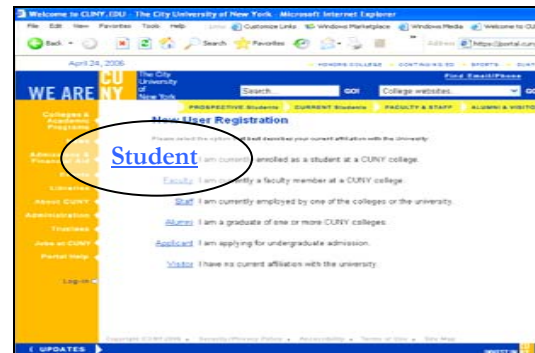


- The **New User Registration** screen will display six categories for registration: **Student, Faculty, Staff, Applicant, Alumni** or **Visitor**. Select the link that best describes your current affiliation with CUNY.

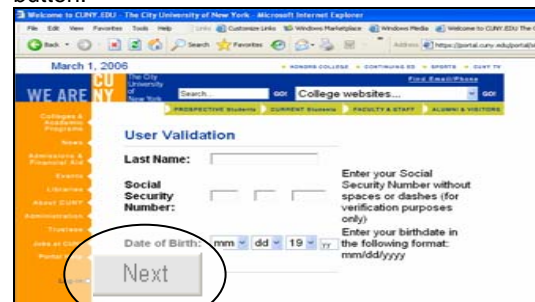
You must register as a **Visitor** if you have not attended any CUNY College in the past two years.

You must register as a **Student** in the CUNY Portal if you are currently a CUNY student or have attended any CUNY College for any period of time in the last two years.

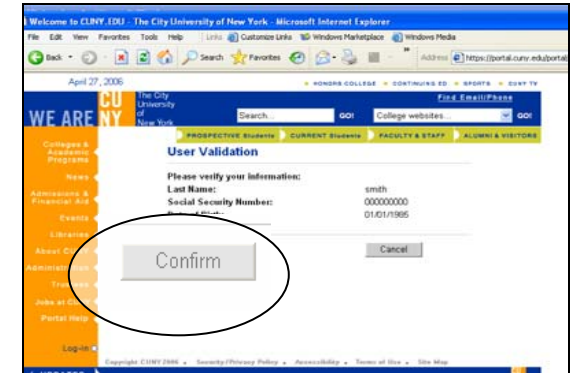
The type of information you can obtain when using the portal will be based on your status. For example, you will see admissions information only if you are a first time applicant and financial aid information only if you are a current student.



- Enter your **Last Name, Social Security Number** and **Date of Birth** in order to validate your connection with the University. Then click the **Next** button.



- At the **User Validation** screen, verify that your information is correct and then click the **Confirm** button.



- Enter a **Username** or accept the suggested one. Next create and confirm your **Password**. Please note that passwords are case sensitive.

You will also be asked to enter an e-mail address. Be sure to list an accurate and actively used e-mail address since your password will be e-mailed to you if you ever forget it. Once you have entered the information click the **Save** button at the bottom left side of the screen.

Make sure you remember your username and password. You will need them each time you log in to the portal.

**Choose a Username**  
Please enter a new username or use the suggestion below. We recommend that the username is at Least 5 characters and does not include any special characters or spaces. Take note of your username prior to clicking "Save".

\* Username

**Choose a Password and e-Mail Address**  
Please choose a password that is at least 6 characters long. Be sure to enter your correct e-Mail address in the box below.

\* Password

\* Password Confirmation

\* Email Not specified

Home Street 2900 Tremont Ave  
Home City Bronx  
Home State New York  
Home Zip Code 10420  
Home Country United States

Save Cancel